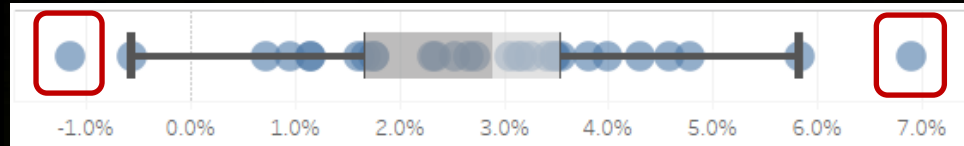


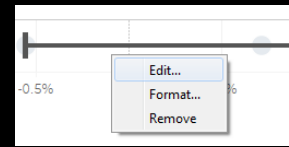
Extending box and whisker plot whiskers to incorporate the full range of data

By Simon Beaumont (@simonbeaumont04) – 9th October 2017

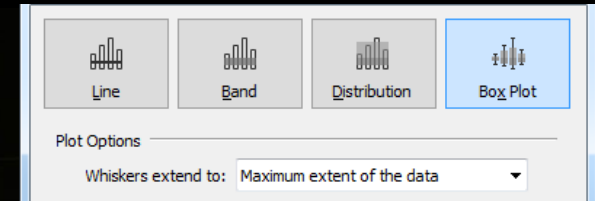
When visualising a box and whisker plot in Tableau the default is for the whiskers to represent 1.5 x the Inter Quartile Range (IQR). This can result in the full range of data points not being incorporated within the whiskers (highlighted by the red boxes below).



This setting can be changed by editing a box and whisker plot. Click on the box and whisker plot and select the 'Edit' option.



In the resulting pop-up window click set the 'Plot Option' of 'Whiskers extend to' to be 'Maximum extent of the data'.



Your box and whisker plot will now be extended with whiskers that incorporate the full range of data points.

